



### District Report Card: 2017


<b>State:</b> Chhattisgarh	<b>District:</b> Bemetara
<b>Class:</b> 8	<b>Subject:</b> Language
<b>Schools:</b> 51	<b>Students:</b> 1398


### Participation/Coverage


#### Students

<div>GENDER</div> <div></div>	Boys		Girls	
	Number	%	Number	%
	679	48.57	719	51.43

<div>AREA</div> <div></div>	Rural		Urban	
	Number	%	Number	%
	1294	92.56	104	7.44

<div>CATEGORY</div> <div></div>	SC		ST		OBC		GEN	
	Number	%	Number	%	Number	%	Number	%
	273	19.53	77	5.51	1010	72.25	38	2.72

<div>CWSN</div> <div></div>	LD	VI	HI	S&LD	ID	Oth
	3	4	1	0	2	1

<div>Management</div> <div></div>	Government		Government-aided	
	Number	%	Number	%
	1398	100.00	0	0.00

### Average Performance of Students in Language (%)

Overall	Gender		Area		Management		Social Group			
	Male	Female	Rural	Urban	Govt.	Aided	SC	ST	OBC	GEN
56.56	57.16	55.99	56.75	54.17	56.56	0.00	53.41	53.94	57.60	57.02

## Performance on Learning Outcomes (LOs)

Learning Outcomes	Description	Average Performance(%)
L813	Read textual/non-textual materials with comprehension and identifies the details, characters, main idea and sequence of ideas and events while reading	56.56

Range of Performance of Students who Answered Correctly							
Below 30%		30% - 50%		50% - 75%		Above 75%	
Number	%	Number	%	Number	%	Number	%
208	14.88	339	24.25	540	38.63	311	22.25

## Lowest Performing Learning Outcomes (LOs)

1 - Read textual/non-textual materials with comprehension and identifies the details, characters, main idea and sequence of ideas and events while reading (56.56)